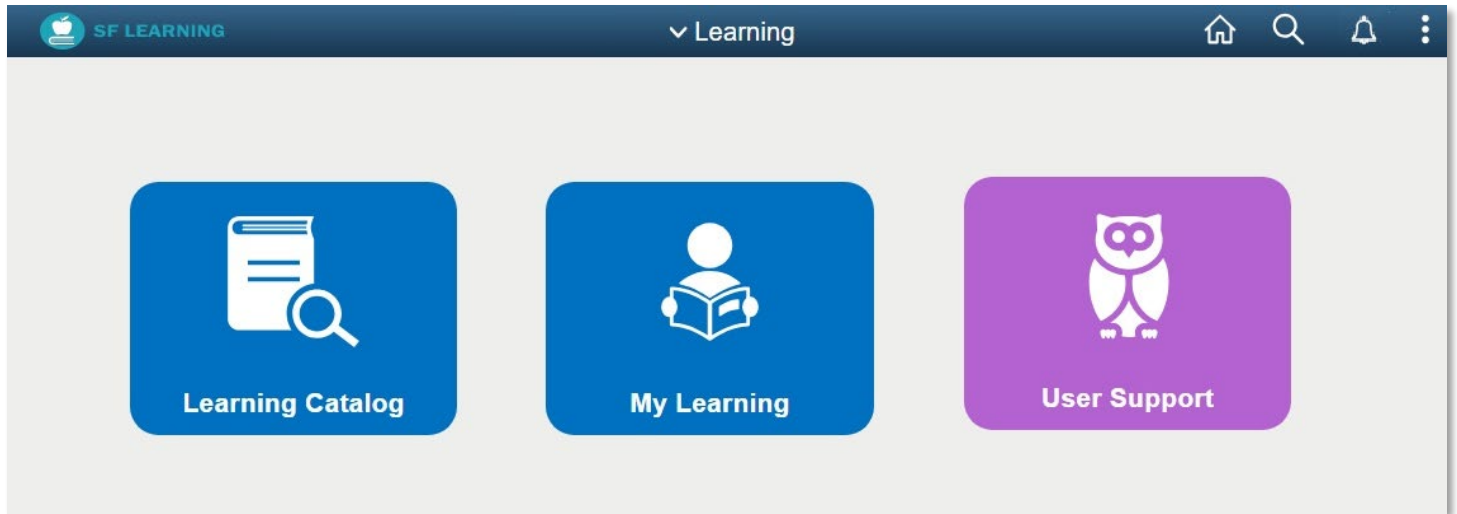
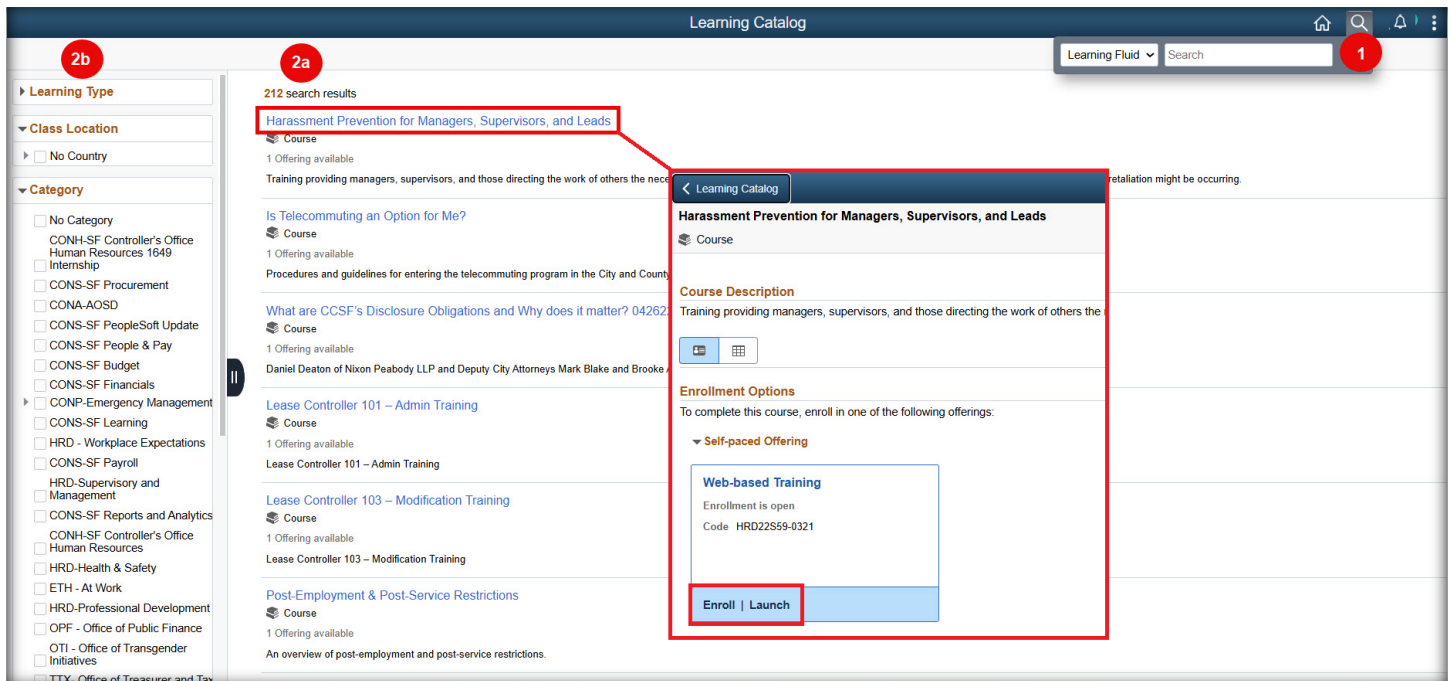


## Welcome to your Learning homepage!

Welcome to your **Learning** homepage, where you can view your learning information and launch your courses.



The **Learning Catalog** tile takes you to the **Learning Catalog** page, where you can search for and enroll into courses.



### Search for a course by:

1. Entering a keyword in the Search bar
- 2a. Reviewing the comprehensive list of courses
- 2b. Refining the course list by using the filters




The **My Learning** tile takes you to the **My Learning** page, where you can view your learning information, certification status, and add supplemental learning data.

View current or historical learning data

The screenshot shows the 'My Learning' page interface. On the left is a sidebar with 'My Learning', 'Certification Status', and 'Add Supplemental Learning'. The main area has a 'Current' and 'History' tab, with 'History' selected. Below the tabs is a 'Learning History' section with three course cards. Each card shows the course title, 'Mandatory | Web-based Training', and 'Completed on 26 Dec 2024'. The middle card has a 'Launch | Print' button highlighted with a red box. A red callout box points to the 'History' tab with the text 'View current or historical learning data'. Another red callout box points to the 'Launch | Print' button with the text 'Launch a course or print your course completion certificate'.

Launch a course or print your course completion certificate



The **User Support** tile allows you to reach our SF Employee Support Team for assistance.  
[sfemployeeportalsupport@sfgov.org](mailto:sfemployeeportalsupport@sfgov.org)/415.944.2442

## How to access your SF Learning homepage after the SF Employee Portal retires on April 18

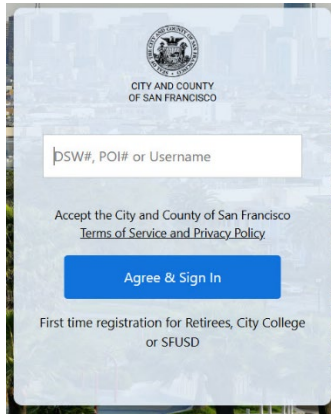
After we retire the SF Employee Portal, all Learners can access their Learning homepage by clicking the **SF Learning** tile from [MyApps](https://myapps.sfgov.org) ([myapps.sfgov.org](https://myapps.sfgov.org)).

Follow the steps below to access your **SF Learning** homepage to view your learning information and launch your courses.

**Step 1.** Visit the [MyApps](https://myapps.sfgov.org) ([myapps.sfgov.org](https://myapps.sfgov.org)) site.

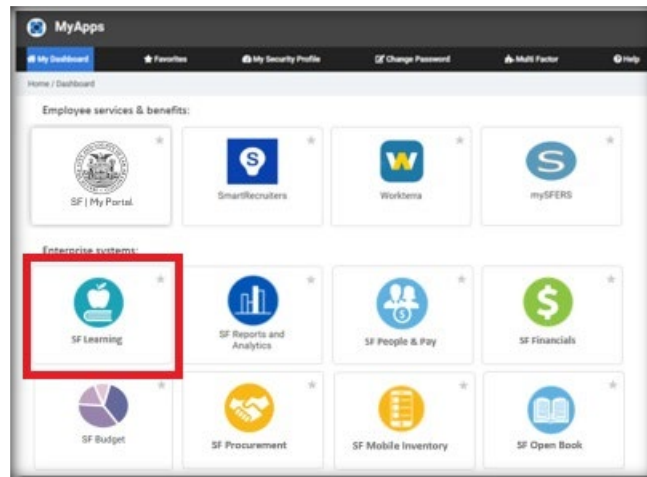
### Step 2.

When prompted, log in using your Identity and Access Management (IAM) credentials.



### Step 3.

From MyApps, click the **SF Learning** tile, and you will land on your **Learning** homepage.



### Step. 4.

You are now on your **Learning** homepage.

For more information about your **Learning** homepage, please see our "[Welcome to your Learning homepage!](https://sfemployeeportalsupport.sfgov.org/a/solutions/articles/11000142373)" solution article.

Solution article link: <https://sfemployeeportalsupport.sfgov.org/a/solutions/articles/11000142373>

